

AL-FARABI KAZAKH NATIONAL UNIVERSITY

**CENTER FOR SOCIOLOGICAL RESEARCH AND SOCIAL
ENGINEERING**



ЦЕНТР СОЦИОЛОГИЧЕСКИХ ИССЛЕДОВАНИЙ
И СОЦИАЛЬНОГО ИНЖИНИРИНГА

**«A TEACHER THROUGH THE EYES OF
STUDENTS. ASSESSMENT OF THE
QUALITY OF EDUCATION AND
TEACHING – 2022».**

REPORT ON THE RESULTS OF THE 2022 SURVEY

ALMATY, 2022

THE OVERALL RESULTS OF THE QUESTIONNAIRE «TEACHER THROUGH THE EYES OF STUDENTS- 2022»

Conducting a study

The Center for Sociological Research has been launched since 2010. Monitoring of the quality of educational activities of the university is carried out on an ongoing basis.

The questionnaire «Teacher through the eyes of students» is conducted at the end of each semester and allows you to get effective feedback on each discipline, as well as an overall assessment of the pedagogical activity of each teacher. The purpose of the survey is to evaluate the effectiveness of courses and the quality of teaching at the university. The survey is conducted in the corporate network of the university «Univer» in the account of each student (Fig.1). It will be held in 2021-2022. The survey was conducted from 11/25/2021 to 12/19/2021 (following the results of the autumn semester) and from 03/29/2022 to 04/17/2022 (following the results of the spring semester).

The screenshot shows the 'Univer 2.0' student portal. At the top, there are navigation tabs for 'Главная', 'Магистрант', and 'Е-услуги'. A prominent notification banner reads: 'Уважаемые пользователи! При возникновении ошибок, несоответствии данных, а также по вопросам работы системы просим обращаться по электронному адресу: it@kaznu.kz'. Below this, there are social media and utility icons. A central menu lists various services like 'Анкетирование студентов', 'Академический календарь', 'Файлы завізера', and 'Тестирование'. A green banner indicates 'Ваш переводной уровень с курса на курс GPA = 0'. The main section is titled 'Список проводимых в данный момент опросов студентов' and contains a survey announcement: 'Уважаемые студенты! С целью изучения качества преподавания учебных дисциплин и профессионального мастерства преподавателей просим Вас ответить на вопросы предлагаемой анкеты. Оценка работы преподавателя проводится по 5-балльной шкале: 1 - Неудовлетворительно; 2 - Удовлетворительно; 3 - Хорошо; 4 - Очень хорошо; 5 - Отлично; Мнение студентов имеет большое значение при оценке качества преподавания, так как именно студенты испытывают на себе его воздействие и являются партнерами преподавателя в образовательном процессе. Зная мнение студентов, преподаватель может улучшить свою работу. Мнение студентов важно для руководителей ВУЗа, чтобы улучшить работу университета в целом. Анкетирование проводится анонимно.' Below the text is a table with the following data:

Название	Тип	Дата начала (дд/мм/гггг)	Дата окончания (дд/мм/гггг)
Преподаватель глазами студентов - 2021-2022 (1 сем)	Анкетирование преподавателя Обязательная	25.11.2021	19.12.2021

At the bottom, there is a footer with contact information: 'Сайт КазНУ | Copyright © 2003-2021 Институт информационных технологий и инновационного развития КазНУ им. аль-Фараби | IP: 10.7.0.6'.

Figure 1 - The questionnaire «Teacher through the eyes of students» at the end of each semester in the Univer system

According to the results of the 2021-2022 survey, **13636** students took part in the survey – 67.7% (of the contingent of students of the 1st-3rd year of bachelor's degree and 1st year of master's degree undergoing theoretical training)

The questionnaire contains 14 questions and provides an opportunity to evaluate courses and the quality of teaching according to various criteria (Figure 2). As part of the survey, scaling is used for all questions on a traditional scale from 1 to 5.0, where 1.0 means the lowest level and 5.0 means the highest.

Rating scale:

5 points quality is ALMOST ALWAYS manifested;

4 points – quality is OFTEN manifested;

3 points – quality is manifested by 50%

2 points – quality is RARELY manifested

1 point – the quality is practically non-existent.

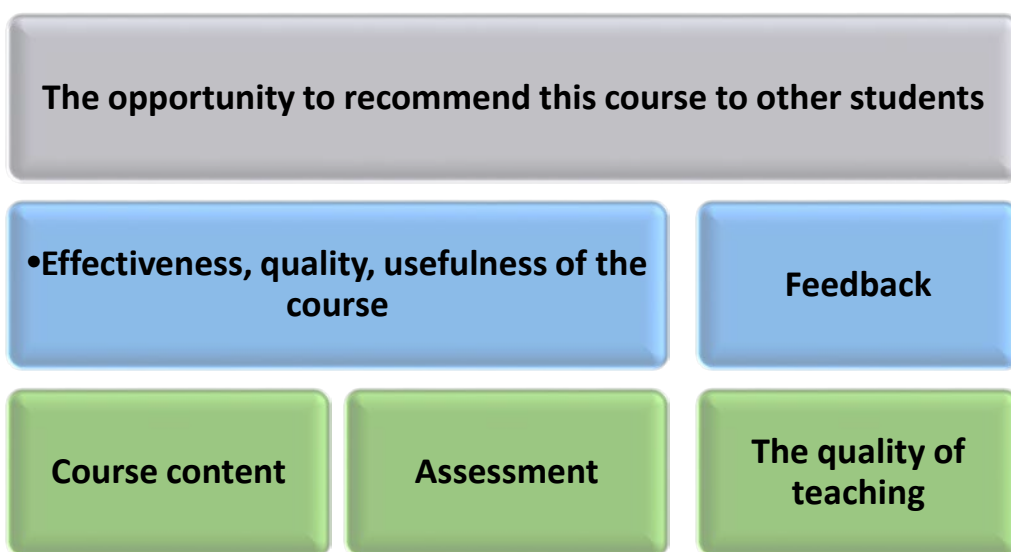
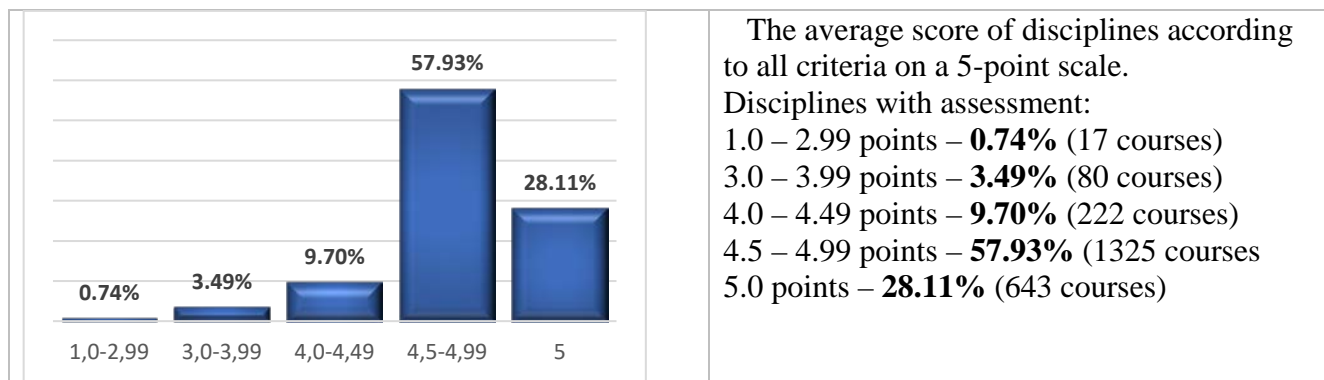


Figure 2 - Structure of the survey «Teacher through the eyes of students» – 2022

The assessment is formed relative to each course.

In general, the university received an assessment of **2287** disciplines in all faculties and specialties.

MAIN RESULTS:



The average score of disciplines according to all criteria on a 5-point scale.

Disciplines with assessment:

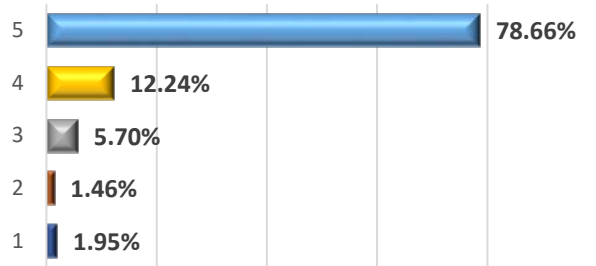
1.0 – 2.99 points – **0.74%** (17 courses)

3.0 – 3.99 points – **3.49%** (80 courses)

4.0 – 4.49 points – **9.70%** (222 courses)

4.5 – 4.99 points – **57.93%** (1325 courses)

5.0 points – **28.11%** (643 courses)

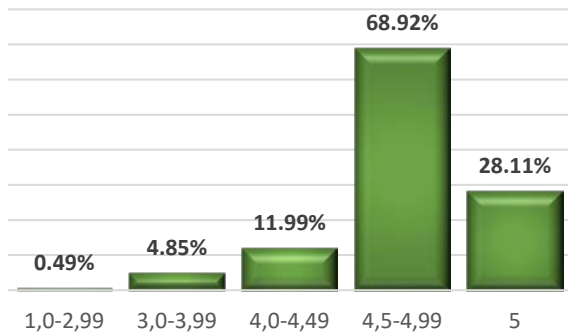


78.66% of the surveyed students confidently recommend the courses studied in the spring semester of 2021-2022 academic year to other students.

According to the faculties, the highest and lowest result (positive assessment and recommendation for study):

89% of students of the Faculty of Law.

46.79% - Faculty of Medicine and Health Care.



According to the results of the survey, 13,636 students evaluated the work of 2,410 teachers.

Including 13 foreign specialists, invited processors at 10 departments (from 3.5 to 5.0). The average score is 4.62.

All university teachers:

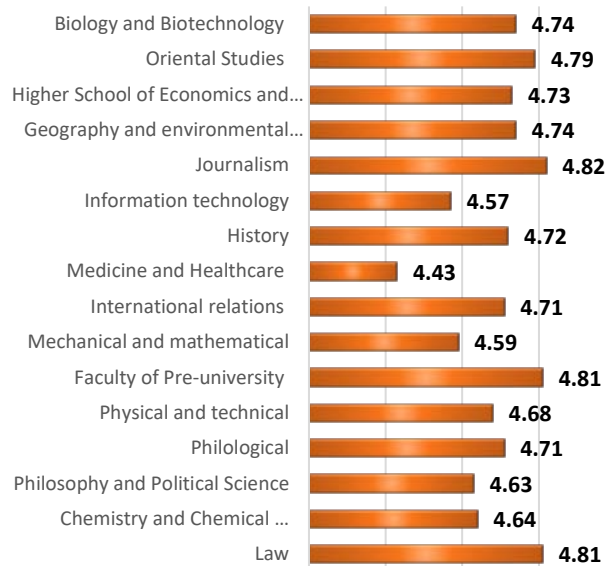
5.0 – **13,73%** (331 teachers)

4.99 – 4.50 – **68,92%** (1661 teachers)

4.49 – 4.00 – **11,99%** (289 teachers)

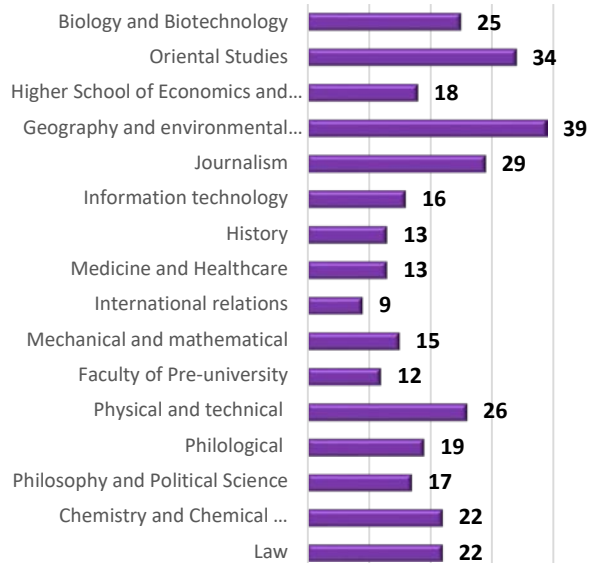
3.99 – 3.00 – **4,85%** (117 teachers)

2.99 – 1.00 – **0,49%** (12 teachers)



The average grade of teaching staff by faculty ranges from **4.43** (Faculty of Medicine and Health) to **4.81** (Faculty of Law).

The average score at the university is **4.68**.



Percentage of teaching staff with the highest grades by faculty (as a percentage of the number of teaching staff at the faculty):

The largest:

Oriental Studies 32,1%

Journalism 28,4%

The smallest:

Philological 6,4%

FACULTIES:

Legal 19,6%

Geography and Environmental management 18,1%

Biology and biotechnology 15,2%

History 13,0%

Chemistry and Chemical Technology 13,8%

Medicine and Healthcare 10,6%

Physico-Technical 11,3%

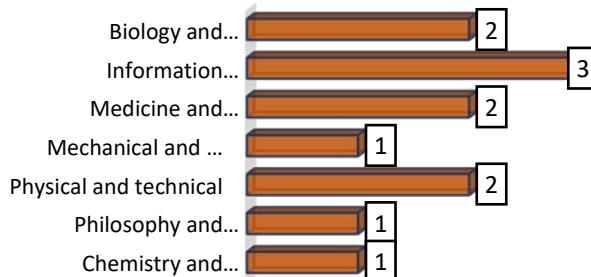
Higher School of Economics and Business 12,3%

International Relations 10,3%

Mechanical and mathematical 9,6%

Information technology 8,9%

Philosophy and Political Science 8,3%



Low estimates of the activity of the teaching staff.

The number of teachers (with a score below 3.0 points) at the university is 12.

The percentage of low grades of teaching staff decreased by almost 2 times in comparison with the 2020-2021 academic year.